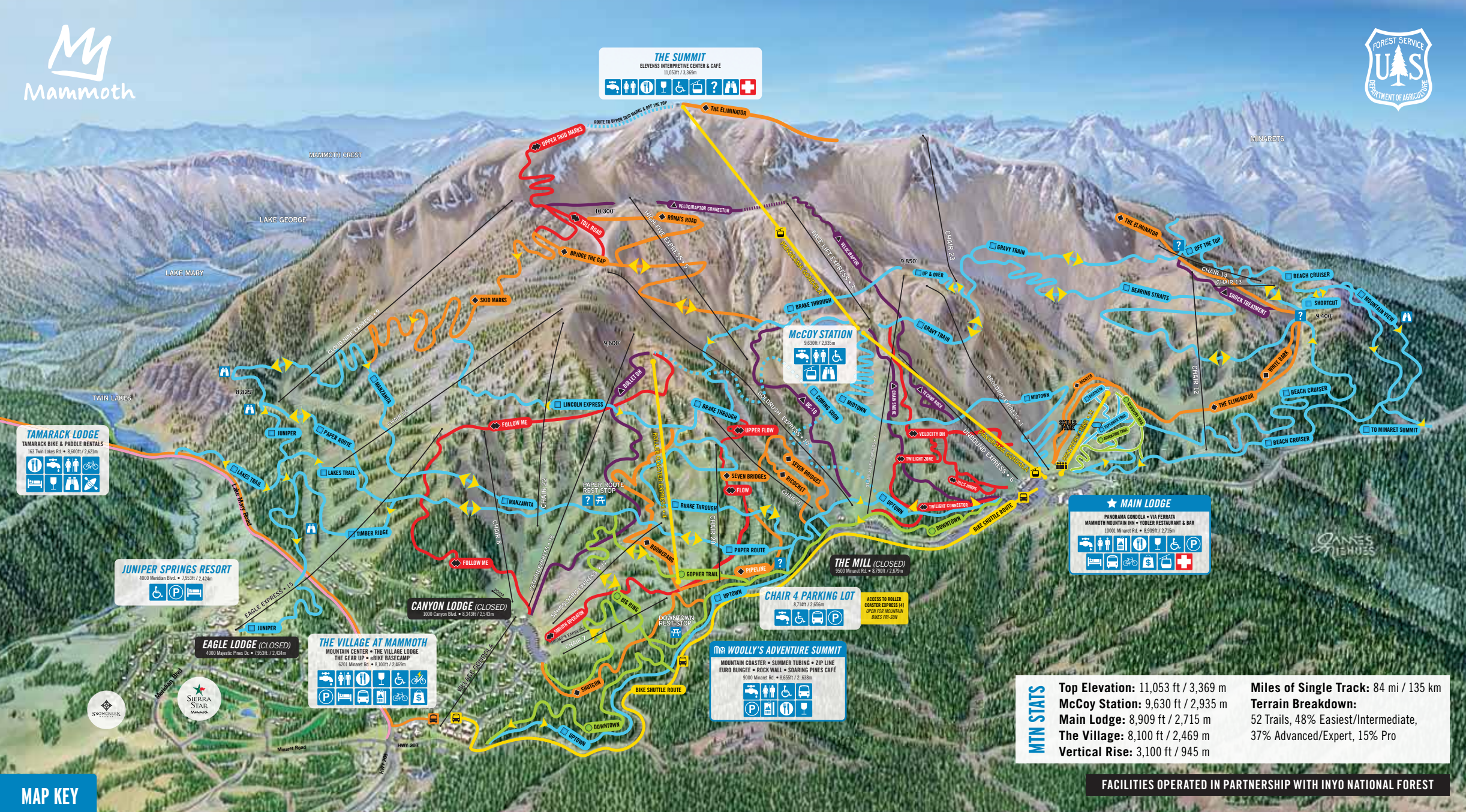


- HYUNDAI
- DARN TOUGH
- GRILLO'S PICKLES
- HONEY STINGER
- Kiehl's
- Coca-Cola
- Smartwool
- SMITH
- Spot
- SUN BUM
- TRUBAR
- TURTLEBOX
- GoPro
- HAWAIIAN
- mmlin
- THE NORTH FACE
- AG1
- SHIFT4
- ATHLETIC BRINGING CO.
- Purvis & Co.
- HEINZ
- CHOMPS



MTN STATS	Top Elevation: 11,053 ft / 3,369 m	Miles of Single Track: 84 mi / 135 km
	McCoy Station: 9,630 ft / 2,935 m	Terrain Breakdown: 52 Trails, 48% Easiest/Intermediate, 37% Advanced/Expert, 15% Pro
	Main Lodge: 8,909 ft / 2,715 m	
	The Village: 8,100 ft / 2,469 m	
	Vertical Rise: 3,100 ft / 945 m	

MAP KEY

- Bike Park Shuttle
- Lakes Basin Trolley
- Mammoth Lakes Trail System Paved Path
- Bike Hiking Access to Velociraptor
- Trail Direction
- 2-Way Trail
- First Aid / Patrol
- Bike Park Information Station
- Water Station
- Restrooms
- Food & Beverage
- Bar/Liquor
- ADA Accessible
- Parking
- Lodging
- Lift Tickets
- Bike & eMTB Rentals
- Retail Shopping
- Gondola Access
- Scenic Viewing Point
- eBike Charging Station

TRAIL RATINGS

EASIEST

Beginner/novice mountain bike riders with a knowledge of shifting and braking featuring wider, smoother trails. Suitable for all types of mountain bikes; full suspension recommended. Knee pads, elbow pads, and half-shell helmet recommended.

INTERMEDIATE

Solid bike handling skills required with competent braking, shifting, and turning skills necessary. Steep slopes, rocks, loose soil, and narrower trails. Full suspension, cross-country or all-mountain bike recommended. Knee pads, elbow pads, and half-shell helmet recommended.

ADVANCED

Requires advanced mountain biking skills with considerable obstacle avoidance. More technical descents; constructed features including wall rides, jumps, drops and bridges. All-mountain bike with 6" of travel recommended. Full pads and full face helmet recommended.

EXPERT

Elevated risk of injury or death from falling—**highly skilled riders, only.** Rough to very rough surfaces with steep, technical and fast descents. Large rocks, roots, constructed and natural features throughout. State-of-the-art downhill or enduro bike strongly recommended. Full pads and full-face helmet highly recommended.

PRO-LINE

Elevated risk of injury or death from falling—**extremely skilled riders and pros, only.** Highly variable surfaces with very steep, technical descents, mandatory drops, near vertical faces and obstacles requiring constant obstacle avoidance. No ride-arounds. State-of-the-art downhill bike with at least 8" of travel strongly recommended. Full pads and full-face helmet highly recommended.

Helmets are required in the Mammoth Bike Park; half shells work for our easiest trails, but we recommended full-face styles for intermediate and above-rated lines.

BACK SIDE CHAIRS 13 & 14



BE IN THE KNOW
Check out our interactive map and get the latest deals and information on dining, nightlife, weather and events. Download the free Ikon Pass App:

HOURS OF OPERATION

Bike Park	9AM–6PM
Discovery Chair [11]	9AM–5PM
Lower Panorama Gondola	9AM–5PM
Upper Panorama Gondola	9AM–4:30PM
Last ticket sold for Scenic Rides is 4:25PM for a ride-around only.	
Roller Coaster Express [4] (Friday–Sunday)	10AM–4PM
Bike Park Shuttle (The Village to Main Lodge)	9AM–5:30PM
Activities at Main Lodge & Lower Panorama Building	8:30AM–6PM
Woolly's Adventure Summit	10AM–5PM
Tickets Open at 9:30AM	
Mountain Center in The Village	9AM–6PM

All operations are conditions/weather dependent. Lift hours typically change after Labor Day. Check the Mammoth App or website for current weather, trail, and lift status.


RIDER'S RESPONSIBILITY CODE

Mammoth works hard to provide a great mountain biking experience, but it's important for you to know that mountain biking activities contain numerous inherent risks that may result in personal injury, death or property damage. Your knowledge, decisions and actions contribute to your safety and that of others.

Follow these biking rules from the National Ski Areas Association to ensure maximum safety and enjoyment on the hill:

- STAY IN CONTROL.** You are responsible for avoiding objects and people.
- KNOW YOUR LIMITS.** Ride within your ability. Start small and work your way up.
- PROTECT YOURSELF.** Use an appropriate bike, helmet and protective equipment.
- INSPECT AND MAINTAIN YOUR EQUIPMENT.** Know your components and their operation prior to riding.
- BE LIFT SMART.** Know how to load, ride and unload safely. Ask if you need help.
- INSPECT THE TRAILS AND FEATURES.** Conditions change constantly; plan and adjust your riding accordingly.
- OBEY SIGNS AND WARNINGS.** Stay on marked trails only. Keep off closed trails and features. Ride in the direction indicated. Cutting trails will result in loss of ticket/pass. Uphill traffic has the right of way on a two-way trail.
- BE VISIBLE.** Do not stop where you obstruct a trail, feature, landing or are not visible.
- LOOK OUT FOR OTHERS.** Look both ways and yield when entering or crossing a road or trail. When overtaking, use caution and yield to those ahead.
- COOPERATE.** If you're involved in or bear witness to an incident, identify yourself to staff.
- NO PETS ON BIKE TRAILS.** Leashed pets allowed only on the gondola and hiking trails.
- RIDE WITH FRIENDS.** Riding with a partner or group is strongly encouraged.

OBEY ALL ON-HILL SIGNAGE WHILE RIDING



NOTE: Class 1 pedal-assist eMTBs are allowed within the Mammoth Bike Park. Once outside of the park boundary, it is your responsibility to be aware of the rules and regulations of the Town of Mammoth Lakes and USFS.

FIRST AID & MECHANICAL ASSISTANCE

Call 760.934.0611. Patrol Staff are stationed at the Summit and Main Lodge, and Gondola Operators at McCoy Station are equipped with phones and radios to call for assistance if needed.

MAP TO PROGRESSION



DISCOVERY ZONE FOR BEGINNERS & BEYOND

If you're new to mountain biking, looking to work on a specific skill, or want a nice warm-up before hitting more technical terrain, this is your starting point. Dedicated to helping you progress, this area features shorter trails (half to three-quarter miles in length), and a beginner-friendly lift ride that lasts only 2 minutes and 40 seconds. It's ideal for quick practice laps that will leave you smiling.

- ADVENTURE & DISCOVERY TRAILS:** The two best beginner trails anywhere, featuring smooth surfaces and wide turns.
- EXPLORER:** Step up your game a bit with banked paver turns, a steeper grade and access to our Skills Park.
- SKILLS PARK:** Become comfortable with constructed features and work your way up from small drops to intermediate rainbow bridges.
- DISCOTECH:** Hit this gravity-fed pump trail to improve your bike-handling skills, and learn how to utilize your bike's suspension for added thrills.



GET BIKE PARK READY

Riding on dirt is different than the road. If you're new to mountainbiking, scan the QR code to check out the intro guide to the Mammoth Bike Park—from what to wear, what trails to ride, and safety tips.

MOUNTAIN BIKE LESSONS

Our instructors and guides are here to help you achieve your goals.

GROUP & PRIVATE LESSONS

Progress faster with an instructor. A friendly, supportive environment makes it easy to master specific skills and conquer advanced trails. A Private Lesson helps any level rider meet their goals, while the Intro to Trail Riding group lesson focuses on fundamentals, safety, and bike handling.

Book at Main Lodge, the Mountain Center in The Village, or online at MammothMountain.com.

BIKE RENTALS

We proudly offer top-of-the-line mountain bikes for all ages and abilities including cruiser eBikes, full suspension eMTBs, and enduro demo mountain bikes from top brands like Specialized, Trek, Scott, and Mondraker.

	Main Lodge	Mountain Center in The Village	Tamarack Bike & Paddle
Townie eBikes Age 13+			✓ Age 5+
Hardtail Bikes ⚡	✓ Age 5-12	✓ Age 5+	✓ Age 5+
Full Suspension eMTBs Age 5+	✓	✓	
Full Suspension Trail Bikes Age 5+ ⚡	✓	✓	
Enduro & Downhill Demo Bikes Age 13+	✓	✓	

GRAB A BITE

Refuel at these favorite dining spots on and off the hill.

MAIN LODGE

YODLER RESTAURANT & BAR: Bavarian-inspired cuisine and beer for lunch and dinner.

MOUNTAINSIDE BAR & GRILL (INSIDE MAMMOTH MOUNTAIN INN): Alpine eats and social bar for breakfast and dinner.

THE VILLAGE

VULCANIA: Italian-American staples with a twist for lunch and dinner.

THE PATTY SHACK: Burgers, fries, and shakes for lunch and dinner.

WHITEBARK RESTAURANT & LOUNGE (INSIDE THE WESTIN): Fresh cuisine for breakfast, lunch, and dinner. Daily Happy Hour 4-6PM & 9-Close. *Starting August 10, Whitebark will close for remodel.*

Via Ferrata



ACTIVITIES AT MAIN LODGE

Main Lodge is your hub for Via Ferrata guided tours, Scenic Gondola rides and the Explore Mammoth experience. Also catch the Reds Meadow Shuttle and play a round of mini golf.

VIA FERRATA TOURS

Challenge yourself with a guided adventure on the "iron path" network of climbing routes using steel cables, iron rungs, and suspended bridge—no climbing experience required.

SCENIC GONDOLA RIDES

Take a gondola ride up to the summit to explore all the fun at 11,053 ft. Enjoy 360° views and discover the history and wonder of the Eastern Sierra at the Interpretive Center. From there, stop at several on-mountain learning stations to find out why this is one of the most studied regions in the world.

REDS MEADOW SHUTTLE

Hop on the Reds Meadow Shuttle from Main Lodge for a short trip into the scenic valley. Visit Devils Postpile National Monument, Rainbow Falls, and other impressive sites along the middle fork of the San Joaquin River. Purchase your tickets online. *Due to road construction, Reds Meadow will only be open Thursday-Sunday most weekends. Go online for the most up-to-date info.*



WOOLLY'S ADVENTURE SUMMIT


Gravity-fed thrills don't stop when the snow melts. Head downhill from Main Lodge to Woolly's Adventure Summit and keep the stoke high with our mountain coaster, tube park, ropes course, zip line, bungee, and more. On a bike? It's a quick stop off the Downtown and Uptown trails near the Garage crossing.

ADVENTURE DAY PASSES & SEASON PASS

Get a full day of extreme fun on the rock climbing wall, zip line, bungee trampoline, ropes course, soft-tip archery, fossil zone, mini golf, summer tubing, and mountain coaster. Kids 12 and under get a FREE same-day Bike Park trail access with their Adventure Day Pass. *Get an Adventure Season Pass for unlimited summer access. Ask about the Mini Grom pass.*

2026 BIKE PARK

MAP TRAIL



SHOPPING

MAMMOTH SPORTS

Find the latest equipment, apparel, and accessories for men, women, and kids. *Located at Main Lodge and The Village.*

MCCOY'S

— MOUNTAIN STYLE —

Shop the official Mammoth brand of t-shirts, hats, hoodies, and gifts that rock pure mountain style. *Located in The Village.*

THE GEAR UP

Browse our collection of demo mountain bikes, skis, and snowboards for sale, and our professional technicians will match the right gear to you. Get a quick fix at our full-service repair shop. *Located on the second floor of the Mountain Center in The Village.*

TERRANO

RENTAL + RETAIL

Your one stop for performance gear powered by Ski Butlers and premium retail offerings. *Located in the Lighthouse Hotel, across from The Village.*

800.MAMMOTH
MAMMOTHMOUNTAIN.COM

FACILITIES OPERATED IN PARTNERSHIP WITH INYO NATIONAL FOREST

Facebook, Instagram, YouTube, TikTok, Snapchat icons and @MAMMOTHMOUNTAIN



Play & Dine Redeem Here: Available when you add the \$10 lunch option to your Adventure Pass, Bike Park ticket, or Scenic Gondola Ride ticket purchase.